




Risby CEVC Primary School



Welcome to
Explorers



Parent Information Evening 2026



Beginning a Journey Together

Some of the questions we'll answer this evening...



Who will be looking after my child?



How can I help my child prepare for September?



What is Reception really like?



What makes Explorers special?



What do I need to know before September?



And much more...

Who will be looking after my child?



Lucy Smith
Headteacher



Louise Filby
EYFS & KS1
Coordinator



Jade Benjamin
Teaching
Assistant



Julie Farrant
Teaching
Assistant



Naomi Bonnett
Teaching
Assistant



Ann Daniels
Teaching
Assistant



Adele Jones
Deputy Head





What happens next?



Here is how we will support your child's transition to Explorers.



1



This Evening

Parent Information Evening

2



Stay and Play Sessions

- Visit Explorers with a parent/carer
- Meet the Reception team
- Explore the classroom
- Opportunity for parents to ask questions

3



All About Me Session

- Children visit independently
- Build confidence and familiarity
- Meet new friends

4



Class Dojo

- Storytime videos
- Transition updates
- Summer information
- Logins issued once paperwork has been returned

5



Chatter Bag

- Fill with 5 special items
- Share with the class in September
- Provides comfort and conversation starters

6



Starting School

- **Group 1:** Thursday 3rd September
- **Group 2:** Friday 4th September
- **All children full time:** Monday 7th September



IMPORTANT UPDATE

An additional PD Day has been added on **Wednesday 2nd September.**

This means Reception start dates have changed from those originally shared. **We apologise for any confusion and thank you for your understanding.**





How can I help my child prepare for September?



Small steps now can help build big confidence for September.



Talk positively about school

Children take their emotional cues from the adults around them.
Talk about school with excitement and confidence.



Practise time away from their main carer

If this is new for your child, short periods apart can help build confidence before starting school.



Share stories together

Stories build vocabulary, imagination and a love of books.



Explore school through play

Role play school at home, wear uniform, practise using a book bag and talk about what school might be like.



Build routines

A visual timetable can help children understand what will happen next.
If your child will need a new wake-up time, start practising a couple of weeks before September.



Keep goodbyes short and sweet

A calm, confident goodbye helps children feel secure.
Let your child know you will be back.



Every child starts school differently.

Some children feel excited, some feel nervous and many feel both.

We will work closely with you to help your child settle into life at Explorers.



For more ideas and support, please speak to a member of the Reception team.

What is Reception really like?





What makes Explorers special?



Our approach is built on three simple beliefs that guide everything we do.



**Start
Where
You Are**



**Teach the
Right Thing
at the Right
Time**



**People
Matter
Most**

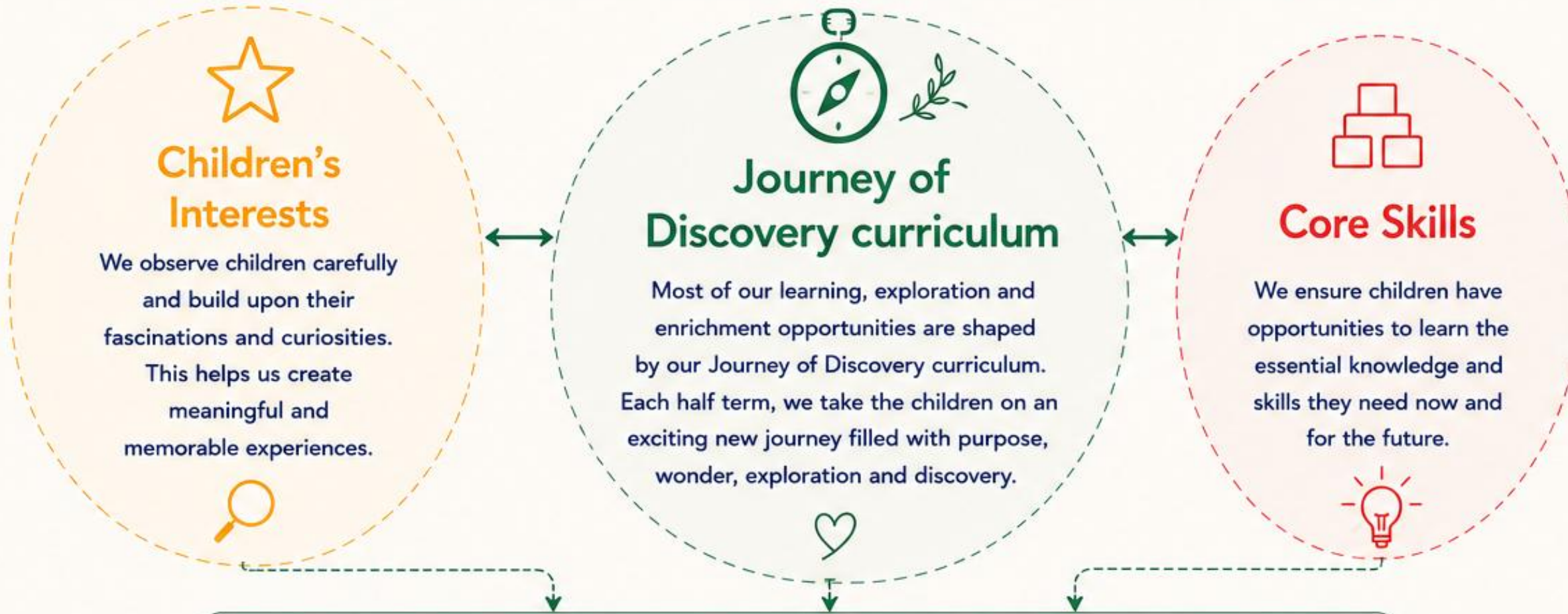


Every child is different. Every journey is different.



How does learning work in Explorers?

Our learning is shaped by our Journey of Discovery curriculum.
It is the heart of our school, our curriculum and our journey.



We put our learning into action through **Rainbow** challenges!
 These challenges **complement** and **enhance** our weekly Journey of Discovery.

Journey Challenge
(Blue Challenge)

Links directly to our Journey of Discovery for that week. It deepens understanding and extends learning, providing purposeful and exciting opportunities for exploration.

Interest Challenge
(Yellow Challenge)

An opportunity for children to explore an interest that we have spotted or observed arising in previous weeks. It allows their curiosities to lead the way.

Skill Challenge
(Red Challenge)


A skill or element that we have noticed children need more practice with, or something with a specific learning objective we need to teach and for children to apply.

= Engaged Explorers who love to learn!

Why this approach works

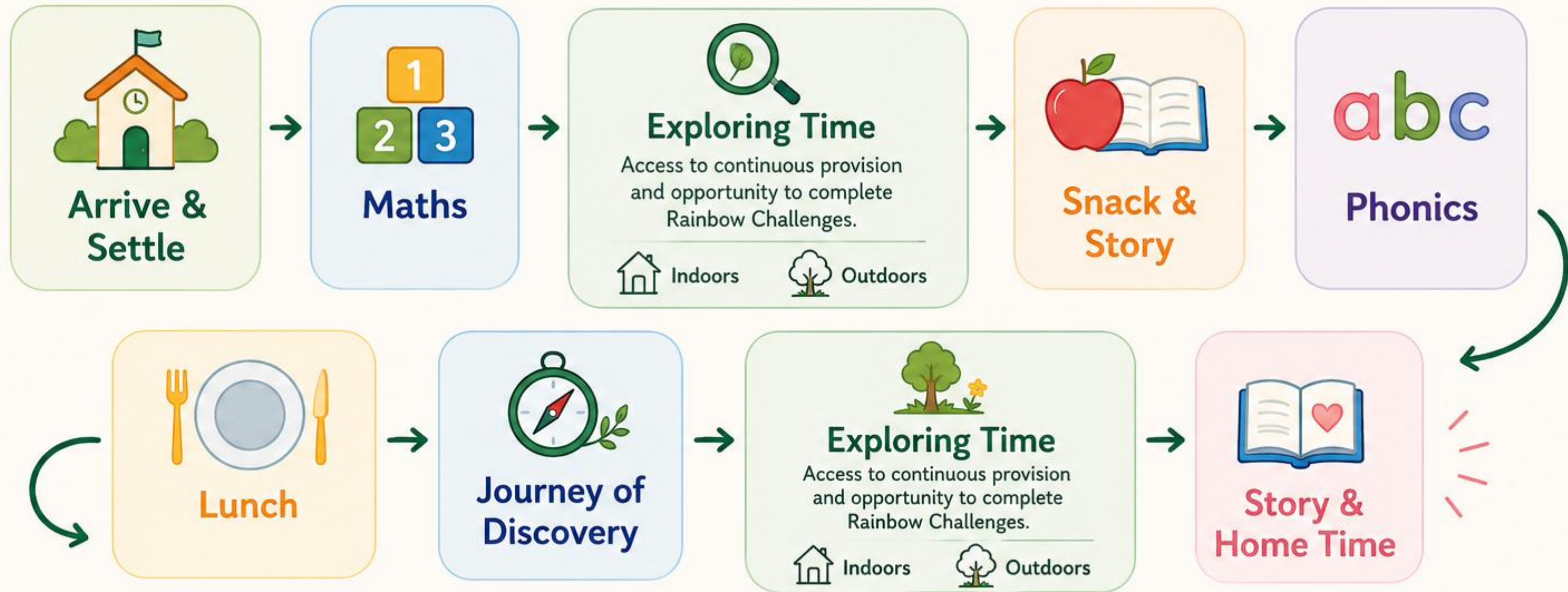
- Our Journey of Discovery curriculum provides the purpose and excitement. It shapes much of our provision, enrichment visits and enhancements.
- Children's interests make learning meaningful and memorable. They drive engagement and help us build on what matters to your child.
- Core skills ensure children have the knowledge and skills they need to thrive now and in the future. We create opportunities to practise and apply these every day.

Together, these elements create a rich, balanced and inspiring learning experience.



What does a typical day in Explorers look like?

A day filled with learning, play and discovery.



Exploring Time is always:
Access to continuous provision and the opportunity to complete Rainbow Challenges.
Indoors and outdoors provision (freeflow).

What will my child need?

Please make sure everything is clearly named.



Children will also need a **coat** every day as we use our outdoor area in all seasons.



Book Bag



School Uniform

(Jumpers, cardigans, polo shirts, trousers/skirts/shorts, PE kit, etc.)



Water Bottle



Wellies



Waterproofs



Spare Clothes



Please **name everything** – especially jumpers, cardigans, coats, water bottles and wellies!

What practical information do I need to know?



Some important day-to-day information for September.



Arriving & Going Home



Arrival: 8:40am–8:50am

Children enter through the **back doors** that open onto the field.

Collection: 3:30pm

Please let us know if somebody different will be collecting your child.



Absence & Lateness



Absent?

Please telephone the school office before **9:00am**.

Late?

If the gates and doors have closed, please take your child to the school office to be signed in.

Planned absence?

Please complete an absence request form available from the school office.



Lunches



School lunches are provided by **The Lunchtime Company**.

All Reception children are entitled to **Universal Free School Meals**.

We encourage families to take advantage of this offer.



Snacks



Fruit and milk are provided daily.

Children are welcome to bring their own fresh fruit or vegetable snack if preferred.



Please keep us updated with any important information that may help us support your child.



How will we keep in touch?

Working together to support your child's journey with us.



Class Dojo

Our main classroom communication platform

We use Class Dojo to:

- Share reminders and class updates
- Celebrate learning and achievements
- Share photos and special moments from Explorers
- Share transition updates and story videos over the summer



School Communications

Formal school information will be sent via email through our school communication system.

This includes information such as:

- Whole-school events
- Letters and notices
- Important updates



Keeping in Touch

We are always happy to help.

Quick messages can usually be shared at drop off or collection time.

If you would like a longer conversation, please arrange an appointment.



Working Together

Throughout the year, families may be invited to:

- Join Our Journey sessions
- Parent workshops
- School events and celebrations

We love welcoming families into school and sharing your child's learning journey with you.




Strong partnerships between home and school help children thrive.



What's in my induction pack?

Everything you need to help prepare for September.



 Class Dojo login details will be issued once paperwork has been returned.

  **Pupil Information Form**
Helps us get to know your child and ensure our records are accurate.

  **Parent Permission Forms**
Important permissions for school activities, visits and photographs.

  **Class Dojo Consent Form**
Required before Class Dojo login details can be issued.

  **Privacy Notices**
Information about how school stores and uses information.

  **Starting Reception Booklet**
Helpful information and ideas to support your child's transition to school.

 **Please return completed forms as soon as possible.**
This helps us prepare for your child's arrival and ensure we have all the information we need to support them.

