

E X P L O R E R S

Welcome to Explorers!

And what a great start we have had in Explorers; the children are trying really hard to listen carefully and we are beginning to establish our routines. I am looking forward to getting to know the children. We have some wonderful things planned for this year

School Times

8:40am- Gates/ doors open. Children enter via the back doors of the school field, parents to say goodbye at the door.

8:50am- Gates/doors closed. If you arrive when the gate/ door is closed, please go to the school office.

3:30pm- pick up from the backdoors (same as the morning drop off)

Things to bring to school every day

- **Book Bag**- this needs to come to school every day. No keyrings on bookbags please.
- **Water bottle**- please avoid putting this inside the book bag- we don't want soggy reading books etc. we have found that clips to attach water bottles outside the book bag work quite well.

Things to bring that should be left at school

- **A waterproof coat (can be left on your child's peg)**
- **Welly boots (we store these on the welly rack in our outdoor area)**
- **Spare change of uniform/underwear- (left on peg on a separate bag, not the bookbag)** Whilst we can provide a spare change of clothes/ underwear, we find that the children are more comfortable in their own things.

Please ensure that **everything is named!**

PE

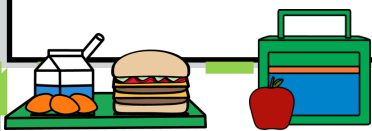
PE takes place on

Monday afternoons with a qualified sports coach. We will introduce a second session of PE a little later in the year.



Lunch

Children in EYFS and KS1 are entitled to universal free school meals, for which a menu has been sent out via email. If you decide not to take up the free school meal, you can provide your child with a packed lunch but please be aware that we are a **no nuts and seeds** school due to severe allergies. Children will not need to bring drinks in their packed lunch as water is provided.



Snack

Snack is provided for all and milk is available for 4 year olds. You can choose to send snack in with your child if you prefer, providing that it is a fruit or vegetable based snack.

Can we bring in treats for Birthdays?

We realise that many of you like to bring in a treat for the class to help celebrate your child's special day. We have many children with specific dietary requirements meaning this tradition can become rather costly. At Risby, we are trying to start a new tradition of a 'birthday book', whereby you buy a new book for your child's class. We will write on the inside to state who the book was donated by. This will be a lasting memory and an enjoyable gift.



In Maths

In Reception, we use the Whit Rose Hub materials to support our mathematics teaching and learning. Maths for the EYFS (Early Years Foundation Stage) is taught in blocks throughout the school year— each block building on the knowledge and skills previously taught. The structure of our learning for the Autumn term is shown in the table below

	Week 1	Week 2	Week 3	Week 4	Week 5	Week 6	Week 7	Week 8	Week 9	Week 10	Week 11	Week 12
Autumn term	Getting to know you		Match, sort and compare VIEW		Talk about measure and patterns VIEW		It's me 1, 2, 3 VIEW		Circles and triangles VIEW	1, 2, 3, 4, 5 VIEW		Shapes with 4 sides VIEW

Each block of knowledge is divided into a series of small learning steps. Together, these small steps cover all the curriculum content that your child needs to know. Brain science tells us that your child will remember more by learning maths in small, related chunks. Support and challenge is provided for every child within each maths session. We begin 'Getting to know you' this week.

In phonics So far, we have been concentrating on our listening, attention and understanding. We will be assessing children's phonic knowledge before we begin any of our group teaching— this will help us to ensure that your child is learning in the correct phase of phonics. In the meantime, we will be focussing on our 'communication cookbook' ensuring that children are equipped with the necessary skills for good listening and concentration. Over the next few weeks, we will be issuing children with their **reading wallets**. Inside the reading wallet you should find:

- 1. Reading Log— Please sign every time** you read the 'Library' book to your child or when they read their decodable reading book to you. **A short comment to say how they are doing with reading or if they are enjoying their book would be helpful.**
- 2. Sound cards/book and 'green word' cards**—these are the sounds that have been taught in school and words that contain those sounds for your child to practise blending. There is also space in the books for your child to practise the correct letter formation for this grapheme.
- 3. A Decodable reading book**—This is the book set at the appropriate level for your child to read to you. Initially, children may be given a lilac level book containing pictures only. This is to get the children into the routine of **looking at a book daily** with an adult. These books also aid children's comprehension, and provide a wonderful opportunity to make up and retell your own stories. Children will only be issued with a worded book when they are blending sounds together to read words. Please remember that children develop at different rates, and it is important that we focus on what is best for each individual. We ask that children read a book **at least twice** in order to develop fluency before we change them (please remember to sign the diary each time your child reads so that we are able to see when books need changing)
- 4. 'Library' book (a book for your child's enjoyment)** – This is a book that your child has chosen for you to read to them at home.

Dates for the Diary

Reception and Year 1 Phonics Parents Information Evening- TBC

Wednesday 1st October- Individual Photographs

Thursday 2nd October- Census Day

WB 6th October- Explorers learning about the meaning of 'Harvest'.

Tuesday 7th October- Explorers Class Trip to Rougham Pumpkins.

Monday 13th October- Explorer's first Village Welly Walk (to the park and village hall)

Monday 20th October- Explorers 2nd Village Welly Walk (to St Giles Church)

Monday 20th October- Parent Consultations 4pm-7pm

Thursday 23rd October- RE Day

Thursday 23rd October- Parent Consultations 4pm-7pm

WB 27th October- HALF TERM

Monday 3rd November- Explorers 3rd Welly Walk (Apple Orchard)

Friday 7th November- One World afternoon for Whole School

Monday 10th November- Explorers 4th Welly walk (sheep at Mulberry Farm)

Tuesday 11th November- Remembrance Assembly and Remembrance activities

Friday 14th November- Children in Need

Monday 1st December- Explorers 5th welly walk (to post letters to Santa)

Monday 8th December 2:30pm- Explorers and Year 1 Nativity Play

Tuesday 9th December 2:30pm- Explorers and Year 1 Nativity Play

Wednesday 17th December- Risby Christmas Day

Thursday 18th December- RE Day

Friday 19th December- Christmas Service at St Giles 10.00-10.30am: Reception & Y6

END OF AUTUMN TERM

What is 'Journey Of Discovery'?



At Risby, we structure our learning through 'Journeys of Discovery'. Each year group will go on various 'journeys' throughout the year, broadly based around the class continents. As explorers, we will be 'Wandering in our wellies', discovering and learning about ourselves and our Community. To start, we will be learning about ourselves, our families and what makes us unique. This is a great way to start the year and get to know each other properly. We will then venture out and 'wander in our wellies' to various destinations in Risby and our wider local area. Each of our welly walks/ adventures will have a different focus and I will send out more information over the coming weeks.



Our Rainbow Challenges

Each week, the children take part in **three Rainbow Challenges**. These are carefully planned activities linked to what we notice children need to practise, their own interests, and our wider curriculum — including our *Journey of Discovery*.

Children's photographs are displayed on our **Rainbow Challenge Board**. As they complete each challenge, they move their photo across the rainbow. They have the whole week to complete all three activities, and can do them in any order.



When a child reaches the **pot of gold** by completing all three challenges, they receive a **certificate**, a **sticker**, and a **small sweet treat** (allergy dependent) to celebrate their hard work and success.



To help the children find their challenges, we display **rainbow signs** next to the activities around the classroom. This makes it clear and exciting for them to spot and complete their tasks.



I will try to share what our challenges are on Class Dojo at the start of the week along with any other curriculum info that is useful.



ClassDojo

At **Risby**, we use **Class Dojo** as a fun and engaging way to celebrate children's positive behaviour and learning. Dojo points are awarded when children live out our school values in the classroom and playground.

We want children to recognise that even small actions — like helping a friend, trying their best, or using kind words — make a big difference. Dojo points highlight and encourage these behaviours, helping children to understand and practise our values in everyday life.

Below you will find the simple definitions we use with the children, along with examples of how they might earn dojo points for each value.

Perseverance— Keeping on trying even when something is hard. Not giving up.

Your child might earn a dojo point for this value when they...

Keep trying to write their name, even if it's tricky.

Finish a puzzle or building activity without giving up.

Have another go at zipping up their coat after the first try doesn't work.

Kindness- being gentle and caring with other people.

Your child might earn a dojo point for this value when they...

Offer a toy to a friend who doesn't have one.

Give a smile or a hug if someone is upset.

Say something kind, like "I like your picture."

Koinonia -means teamwork, being part of a family and working together — so no one is left out.

Your child might earn a dojo point for this value when they...

Help tidy up the toys with others.

Work with a friend to build something in the sandpit.

Take turns when playing a game.

Respect- treating others the way you want to be treated — listening, using kind words, and remembering everyone is important. This also relates to treating the environment in a positive way.

Your child might earn a dojo point for this value when they...

Listen carefully when someone else is talking.

Look after books and classroom toys.

Say "please" and "thank you."

Service- helping others with love

Your child might earn a dojo point for this value when they...

Help a teacher with a job

Carry a friend's bag if it's heavy.

Tidy up toys to help keep the classroom tidy

Wisdom— Using our knowledge to make good choices. Knowing what is right.

Your child might earn a dojo point for this value when they...

Choose to walk inside instead of running.

Remember to wash their hands before snack.

Decide to ask an adult for help when they feel stuck.

Children are rewarded with a shiny sticker when they collect 10 dojo points, and at 20 points they can choose a prize from the reward box. To keep things simple at this early stage, we reset the points each week. This allows children to see their progress more easily and check their totals independently, using numbers they are already able to read.

By now, everyone should have received an email invitation to join Class Dojo. If you haven't received yours, please let me know and I'll be happy to provide a paper copy instead. Each child has their own **student Class Dojo account**. When they first log in, they get to **hatch their dojo monster egg**, which makes it fun and personal to them. They can also use their account to add work and activities to their **portfolio**, which teachers can see and celebrate.

As parents, you'll also have access to the **Class Story** page. This is where we share updates, photos, and news about what's happening in the classroom, so you can keep up to date with your child's learning and school life.

Finally, if ever you have a question, not matter how small, do not hesitate to ask. I realise that it can be very busy at drop off and pick up, but I do try to be available for a 'quick chat'. If you need to discuss something in more detail, please contact the office to book an appointment to see me.

Kind regards,

Louise Filby

Admin information...

To contact us about attendance or for general enquiries, please email **admin@risbyprimary.com** or phone the school office on **01284 810367**. For **planned absence such as a holiday, an absence request form must be submitted to Mrs Miller. These forms can be collected from the school office.** If you have any other queries please contact us via email **head@risbyprimary.com**. As mentioned earlier, we ask that you **do not** use Class Dojo as a way of getting in contact with us— we are unable to respond to